



Intelligent Zoom is one of the Intelligent Vision capabilities for the PanaCast camera system. It automatically and dynamically the camera’s field of view to keep all participants visible. You can turn it on or off anytime. If you don’t see Intelligent Zoom in the Features tab of your utility, please update the firmware.

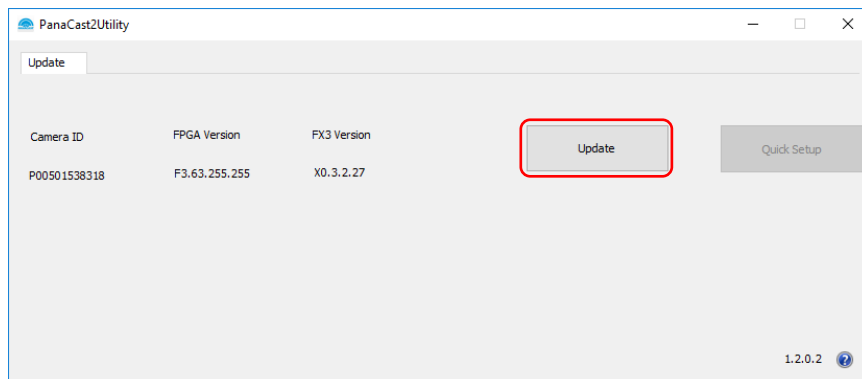
How to update the utility and firmware

- Connect PanaCast 2. Plug in the USB cable to your Windows device. Wait a few seconds until the blue LEDs turn on.



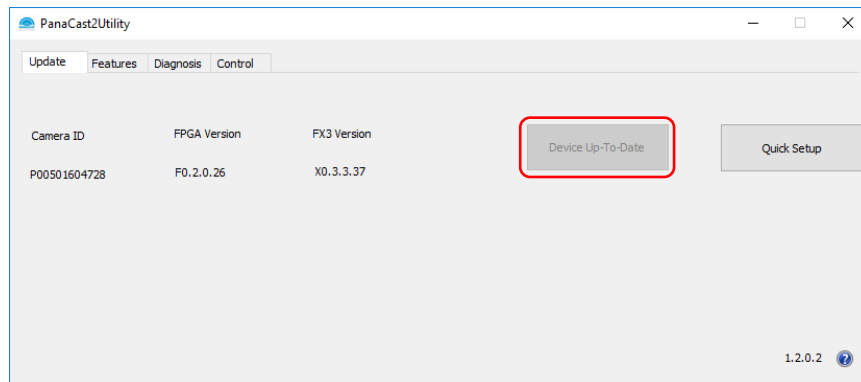
- Download installer. Click go.panacast.com/windows-firmware-download to download the installer package.
- Double click installer exe file. Follow the instructions to install the package.
- Update firmware. Launch the PanaCast2Utility.exe and click the Update button to update your PanaCast 2. Firmware update takes about 5-10 minutes.

****DO NOT UNPLUG your PanaCast camera system during the upgrade****





- Complete update. Once the update is complete, the PanaCast 2 camera system will reboot automatically and the Device Up-To-Date button will appear.



How to activate Intelligent Zoom

- Launch PanaCast2Utility.exe
- Click the Features tab
- Click Intelligent Zoom
- Select Try It or Buy It

1) Try It

Once you click on Try It, you will enable the Intelligent Zoom free trial, which can be used for up to 30 hours of meeting time. Check the timer to see your trial status.

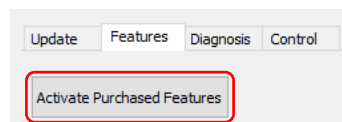
*The trial will automatically turn off after 30 hours. To continue using Intelligent Zoom, click the Buy It button to purchase an Intelligent Zoom license.

2) Buy It

Once you purchase Intelligent Zoom, you will receive an activation key to activate Intelligent Zoom license.

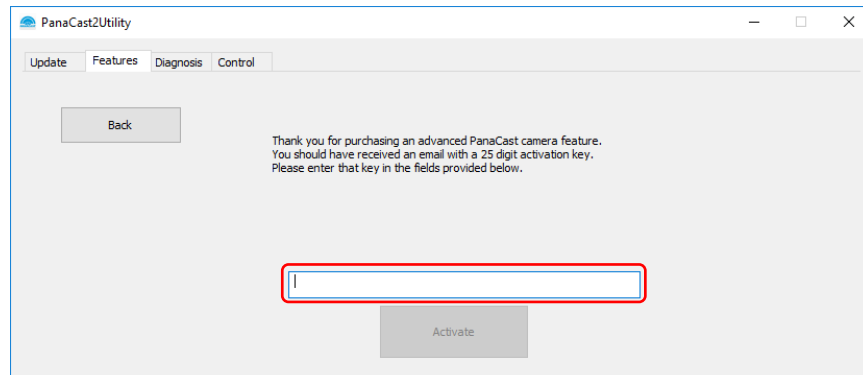
- How to activate Intelligent Zoom?

I. Click Activate Purchase Features





2. Enter your license key



3. Click Activate to activate Intelligent Zoom

[How to enable Intelligent Zoom](#)

- Launch PanaCast2Utility.exe
- Click the Features tab
- Click Intelligent Zoom
- Set your Intelligent Zoom: Off or On
- Click Apply and wait ~10 seconds for the system to reboot

Note: Intelligent Zoom disables the Field of View feature and PTZ Controls